

FUSES

电路保护元器件专业制造商


NSML1206 Series

Features

- ◆ Fully compatible with current industry standards ◆
- Very low internal resistance
- ◆ UL(E352136), C-UL(E352136), TUV(R50306075) ◆
- RoHS, Reach, HF compliance

Applications

- ◆ Any application that requires protection at low resistances ◆
- Cellular phones
- ◆ Laptop computers
- ◆ Rechargeable battery pack protection.



电气特性 :

P/N	保持电流	跳脱电流	最大电压	最大电流	最大动作时间		消耗功率	电阻范围 (Ω)	
	I_H , (A)	I_T , (A)	V_{max} , (V)	I_{max} , (A)	(A)	(Sec.)	Pd_{typ} , (W)	R_{min} ,	$R1_{max}$,
TLC-NSML110	1.10	2.50	6.0	50	8.00	1.00	1.20	0.015	0.100
TLC-NSML150	1.50	3.00	6.0	50	8.00	2.00	1.20	0.006	0.055
TLC-NSML175	1.75	3.50	6.0	50	8.00	2.00	1.20	0.006	0.050
TLC-NSML190	1.90	3.80	6.0	50	8.00	2.00	1.20	0.005	0.035
TLC-NSML200	2.00	4.00	6.0	50	8.00	2.00	1.20	0.005	0.035
TLC-NSML260	2.60	5.20	6.0	50	8.00	5.00	1.20	0.003	0.026
TLC-NSML300	3.00	6.00	6.0	50	8.00	5.00	1.20	0.003	0.020
TLC-NSML350	3.50	7.00	6.0	50	8.00	5.00	1.20	0.002	0.018
TLC-NSML380	3.80	7.60	6.0	50	8.00	5.00	1.20	0.002	0.016
TLC-NSML400	4.00	8.00	6.0	50	8.00	5.00	1.20	0.002	0.015
TLC-NSML450	4.50	9.00	6.0	50	22.50	2.00	1.50	0.001	0.014
TLC-NSML500	5.00	10.00	6.0	50	25.00	2.00	1.50	0.001	0.013
TLC-NSML550	5.50	11.00	6.0	50	27.50	2.00	1.50	0.001	0.012
TLC-NSML600	6.00	12.00	6.0	50	30.00	2.00	1.50	0.0009	0.010
TLC-NSML650	6.50	13.00	6.0	50	32.50	2.00	1.50	0.0009	0.010
TLC-NSML700	7.00	14.00	6.0	50	35.00	2.00	1.50	0.0008	0.009
TLC-NSML750	7.50	15.00	6.0	50	37.50	2.00	1.50	0.0008	0.009

PPTC RESETTALBE

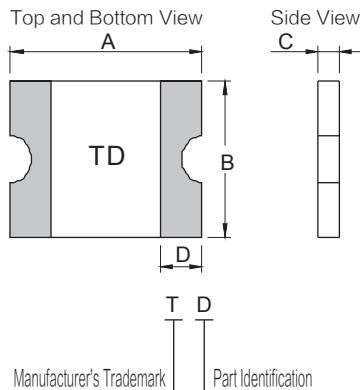
FUSES

电路保护元器件专业制造商

Revision: A
Date: 2018-04-24
No.: 1 OF 2

NSML1206 Series

产品尺寸 (Unit: mm) :

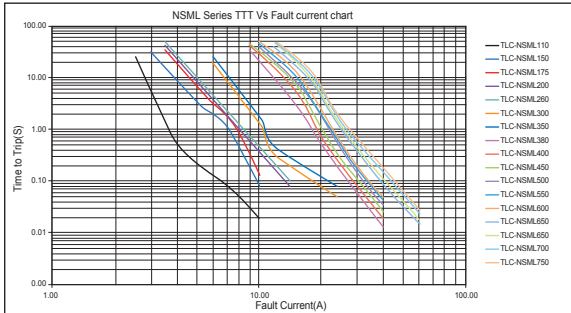


P/N	Marking (标识)	A		B		C		D
		Min.	Max.	Min.	Max.	Min.	Max.	Min.
TLC-NSML110	TC	3.00	3.50	1.50	1.80	0.55	0.85	0.25
TLC-NSML150	T1	3.00	3.50	1.50	1.80	0.50	0.80	0.25
TLC-NSML175	T2	3.00	3.50	1.50	1.80	0.50	0.80	0.25
TLC-NSML190	T3	3.00	3.50	1.50	1.80	0.50	0.80	0.25
TLC-NSML200	TD	3.00	3.50	1.50	1.80	0.50	0.80	0.25
TLC-NSML260	TE	3.00	3.50	1.50	1.80	0.40	0.80	0.25
TLC-NSML300	TF	3.00	3.50	1.50	1.80	0.40	0.80	0.25
TLC-NSML350	T4	3.00	3.50	1.50	1.80	0.70	1.05	0.25
TLC-NSML380	TH	3.00	3.50	1.50	1.80	0.70	1.05	0.25
TLC-NSML400	TI	3.00	3.50	1.50	1.80	0.70	1.05	0.25
TLC-NSML450	TK	3.00	3.50	1.50	1.80	0.70	1.05	0.25
TLC-NSML500	TL	3.00	3.50	1.50	1.80	0.70	1.05	0.25
TLC-NSML550	TN	3.00	3.50	1.50	1.80	0.70	1.05	0.25
TLC-NSML600	TO	3.00	3.50	1.50	1.80	0.90	1.40	0.25
TLC-NSML650	TP	3.00	3.50	1.50	1.80	0.90	1.40	0.25
TLC-NSML700	TR	3.00	3.50	1.50	1.80	0.90	1.40	0.25
TLC-NSML750	TS	3.00	3.50	1.50	1.80	0.90	1.40	0.25

环境温度与工作电流关系特性曲线 :

P/N	工作环境温度								
	-40℃	-20℃	0℃	25℃	40℃	50℃	60℃	70℃	85℃
TLC-NSML110	1.65	1.43	1.27	1.10	0.94	0.83	0.73	0.61	0.44
TLC-NSML150	2.25	1.95	1.73	1.50	1.28	1.13	1.00	0.83	0.60
TLC-NSML175	2.63	2.28	2.01	1.75	1.49	1.31	1.17	0.96	0.70
TLC-NSML190	2.85	2.47	2.19	1.90	1.62	1.43	1.27	1.05	0.76
TLC-NSML200	3.00	2.60	2.30	2.00	1.70	1.50	1.33	1.10	0.80
TLC-NSML260	3.50	3.05	2.85	2.60	2.15	1.95	1.80	1.50	1.05
TLC-NSML300	4.50	3.90	3.45	3.00	2.55	2.25	2.00	1.65	1.20
TLC-NSML350	5.25	4.55	4.03	3.50	2.98	2.63	2.33	1.93	1.40
TLC-NSML380	5.70	4.94	4.37	3.80	3.23	2.85	2.53	2.09	1.52
TLC-NSML400	6.00	5.20	4.60	4.00	3.40	3.00	2.67	2.20	1.60
TLC-NSML450	6.75	5.85	5.18	4.50	3.83	3.38	3.00	2.48	1.80
TLC-NSML500	7.50	6.50	5.76	5.00	4.26	3.76	3.33	2.76	2.00
TLC-NSML550	8.25	7.15	6.33	5.50	4.68	4.13	3.67	3.03	2.20
TLC-NSML600	9.00	7.80	6.91	6.00	5.11	4.51	4.00	3.31	2.40
TLC-NSML650	9.75	8.45	7.48	6.50	5.53	4.88	4.33	3.58	2.60
TLC-NSML700	10.50	9.10	8.06	7.00	5.96	5.26	4.67	3.86	2.80
TLC-NSML750	11.25	9.75	8.63	7.50	6.38	5.63	5.00	4.13	3.00

动作电流时间曲线表：



The Time to Trip curves represent typical performance of a device in a simulated application environment. Actual performance in specific customer applications may differ from these values due to the influence of other variables.

标准包装数量：

Model	Q'ty/Reel
TLC-NSML110~TLC-NSML300	4000pcs
TLC-NSML350~TLC-NSML550	3500pcs
TLC-NSML600~TLC-NSML750	3000pcs

Note: Reel packaging per EIA-481-1 standard

6、Agency Recognition:



Caution: Operation beyond the rated voltage or current may result in rupture electrical arcing or flame. Specifications are subject to change without notice.